









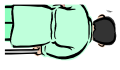






















PATIENT PATHWAY FOR COLECTOMY / COLOSTOMY CLOSURE

	Day of Surgery	Post-Op Day 1	Post-Op Day 2	Post-Op Day 3	Post-Op Day 4 (Day of Discharge)	After Discharge
NUTRITION	Ice chips 	Clear fluids Full liquid diet 	Add soft foods as able 	Soft diet 	Soft diet 	Diet as recommended by Physician 
ACTIVITY	Walk with help Cough & deep breathe  	Walk with help 4 times a day  	Walk without help 4 times a day  	Same Post-Op Day 2 	Same Post-Op Day 2 	Short, frequent walks No driving for 4 weeks  
MEDICATION	PCA pump, epidural or pain pills for pain control 	Pain pills 				Pain pills as needed 
TREATMENTS	Compression hose Incision drain Urinary catheter Wound care    	Same as day of surgery	Remove urinary catheter   	Remove drain  		
PLANNING FOR HOME CARE		Discharge Planning 				

This Pathway has been developed to give you a picture of what to expect for your surgery. This is only a guideline. Variations may occur based on your individual situation.